

Analysis of the Wavelet Domain Filtering Approach for Video Super-Resolution

Mrunmayee V. Daithankar
Electronics Engineering Department
Walchand College of Engineering
Sangli, Maharashtra, India
mrunmayeed30@gmail.com

Sachin D. Ruikar
Electronics Engineering Department
Walchand College of Engineering
Sangli, Maharashtra, India
ruikarsachin@gmail.com

Abstract-The wavelet domain-centered algorithms for the super-resolution research area give better visual quality and have been explored by different researchers. The visual quality is achieved with increased complexity and cost as most of the systems embed different pre- and post-processing techniques. The frequency and spatial domain-based methods are the usual approaches for super-resolution with some benefits and limitations. Considering the benefits of wavelet domain processing, this paper deals with a new algorithm that depends on wavelet residues. The methodology opts for wavelet domain filtering and residue extraction to get super-resolved frames for better visuals without embedding other techniques. The avoidance of noisy high-frequency components from low-quality videos and the consideration of edge information in the frames are the main targets of the super-resolution process. This inverse process is carried with a proper combination of information present in low-frequency bands and residual information in the high-frequency components. The efficient known algorithms always have to sacrifice simplicity to achieve accuracy, but in the proposed algorithm efficiency is achieved with simplicity. The robustness of the algorithm is tested by analyzing different wavelet functions and at different noise levels. The proposed algorithm performs well in comparison to other techniques from the same domain.

Keywords-observation model; super-resolution; video quality parameters; wavelet residuals; wavelet domain processing

I. INTRODUCTION

Super Resolution (SR) is a leading field of Digital Signal Processing (DSP) with wide applicability in electronic imaging such as biomedical, forensics, surveillance, satellite imaging, etc. Not only for better picturing but for proper data extraction, there is a need for high-quality images which are not readily available every time. An expensive High-Resolution (HR) imaging system has restrictions on the sensor's capacity, the optics fabricating machinery, memory, and the sensor's transmission bandwidth. Physical up-gradation has almost reached its limits, so the solution is to develop effective ways to overcome the hardware limitations of the imaging systems. This leads to the SR concept and related developments. Many authors [1-5] explored the SR concept, its recent applications, limitations, and scope for improvements.

The concept aims to produce HR frames from successive Low-Resolution (LR) images or frames by applying DSP techniques in a proper sequence. Some of the work related to

SR is summarized below. The main contributions of the current paper are:

- An introduction of the SR concept with the required basics.
- A selection of a proper wavelet function through analyzing the simulation results for future work.
- Analysis of the proposed work with different noise levels and wavelet functions to check the robustness of the algorithm.
- The establishment that the combination of low-frequency components and wavelet residuals for high-frequency details like edges leads to increased efficiency in comparison with the state-of-the-art techniques.

II. LITERATURE REVIEW

A. Super-Resolution with the Observation Model

The inverse process to carry out high-quality images or frames from their low-quality versions using digital image processing techniques is known as SR. The original HR version of the scene gets degraded by different factors like warping (W), blurring (B), aliasing or down-sampling (D), and additional noise (N) by the environment or by imaging devices. This degradation process results in the LR version of the images. The SR issue is an ill-posed problem, i.e. it has no particular solution and it doesn't have a particular mathematical expression. Researchers have tried to convert this ill-posed problem into a well-posed one in order to get a solution [1, 2]. Even these trials do not represent the exact issue but helped obtain nearby versions and their solutions.

For representing the SR concept mathematically, let us assume the following: X is the original HR image, with y_k - kth LR images/frames, where k is the number of observations. D is the decimation matrix, B is the blurring matrix, W_k the warping matrix, and N_k the Additional noise. So, the mathematical expression of the observation model is represented in (1):

$$y_k = DBW_kX + N_k \quad (1)$$

The generalized observation model is represented in Figure 1. The observation model shows the exposures of the LR frame from the high-quality frame due to some degradation factors.

Corresponding author: Mrunmayee V. Daithankar

The SR process is to get back the high-quality frames by restoring the degraded data using DSP techniques. This reverse process is carried out with different algorithms developed for different applications. The techniques for SR are mainly classified by their domain: spatial, frequency, and wavelet [3–6]. Each domain has its advantages and disadvantages based on the application field. The next section summarizes some recent literature regarding SR.

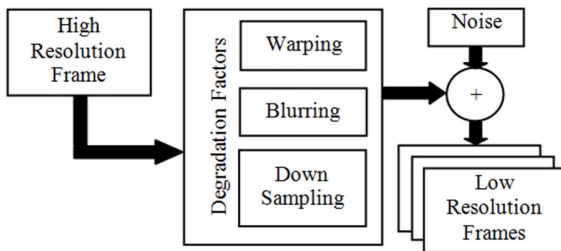


Fig. 1. General SR observation model.

B. Super-Resolution Process Categorization

The categorization of the SR process is based on the domains in which the technique is developed. The techniques in the frequency field deal with the frequency element as an image trait. The frequency-domain approach is depending on shifting, aliasing, and band limitation of the signal [3–6]. The very first approach of SR was in the frequency area [7]. The routine equations that narrate the HR representation to the perceived vitiated pictures were framed with approximating the comparative moves among a series of down-sized, aliased, and without noise LR images. This process was protracted in [8] by recommending a biased least squares result upon the theory that the distortion and noise individualities are identical for all LR pictures. Authors in [9] presented the DCT centered image quality improvement algorithm. The DCT has the benefits to attain a notable improvement in picture quality even for frequently posed cases. A foremost benefit of the frequency province-centered SR approaches is that they are habitually hypothetically straightforward and rational in calculations.

The most elementary way to boost the resolution of a picture is spatial domain interpolation methods. The set of pixels estimates new pixels either by considering neighboring pixels or averaging the pixel values. These methods are known as nearest neighbor, bilinear, and bicubic interpolation. The composite interpolation methods are Cubic B-spline interpolation method [10], New Edge-Directed Interpolation (NEDI) [11], and Edge-Guided Interpolation (EGI) [12]. For the spatially grounded SR approaches, uneven interpolation methods are some of the utmost innate approaches with moderately minimal computational difficulty. The frequency and spatial-based domain methods have their advantages and disadvantages as well. Wavelet Transform (WT) based methods give frequency components as well as spatial statistics which produce results more encouraging than the previous transforms. The same theory was investigated in [13]. The discrete WT and Gabor wavelet combination also give promising results in the superresolution construction of satellite images, explored in [14]. The wavelet domain-centered SR restoration methodology can examine and manipulate global

and local features at coarse- and fine-scale respectively. Among the confronts in SR, one needs to uphold or retrieve the real edges of entities in the interim condensing noise, which is commonly challenging to be realized instantaneously using frequency-centered processes due to the parallel reaction of edges and noise in the frequency range. This leads to embedding WT and edge-preserving algorithms like EGI [15]. The combination of the Keren algorithm for image registration, DWT, and NEDI to improve the edges in the frames was explored in [16]. The appealing assets of WT, for instance, density, multi-resolution, and locality are valuable for probing actual-world motions. WT recommends a substitute solution to examine exact edges and noise individually. A collective statement of WT- centered techniques is that the LR frame is the quality truncated frequency subordinate band constructed by the WT of the picture [17]. The difference in wavelet decomposed sub-bands with actual low-resolution image, interpolation is the technique given in [18] for the reconstruction of images. Authors in [19] recommended the SR method for the degraded frame with DWT and stationary WT (SWT). Yet, these accessible ways have partial execution in a range of noise stages, motion planes, wavelets, and the total of consumed frames. Still, the researchers are showing interest in wavelet domain processing for the better performance of the algorithms.

III. THE PROPOSED WAVELET-DOMAIN VIDEO SR PROCESS

Enhancing video quality in frequency and spatial domains is the traditional way, but nowadays the wavelet domain processing has become a trend due to the benefits of both domains embedded in one. The proposed algorithm is used basically for the analysis of the effect of the use of wavelets in the super-resolution process. The proposed technique uses the benefits of wavelet domain processing such as low frequency and high-frequency separation with the help of well-known wavelet families. The flow of work for the proposed methodology is divided into two parts: (a) Degradation process and (b) Upgradation process. These processes are presented in Figures 2 and 3.

A. Degradation Process

Naturally, the quality of images or video frames are degraded during the acquisition process due to many factors like noise in the acquisition process or environment, hardware quality, etc. Many times, due to less storage and transmission capacity, the images/videos are compressed which leads to degradation. Dealing with degraded quality data means inefficient information processing, less effective analysis, and lower quality visuals. The degradation process of the input video frames is shown in Figure 2.

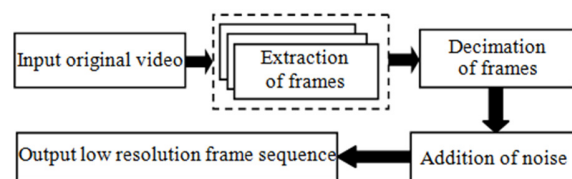


Fig. 2. Degradation of input video frames.

In the proposed method, the original high-quality video frames are degraded by some factors like downsampling and addition of noise and are referred to as LR frames. The process is shown in Figure 3. The degradation process of the proposed method can be communicated mathematically by modifying (1) to:

$$y_k = DX + N_k \quad (2)$$

The steps followed in the degradation process are given in the form of a descriptive pseudo code in Figure 3.

Pseudo Code for Frame Degradation
INPUT: Original video collected from a public database
OUTPUT: Degraded Frames
START:
Step 1: Extraction of Frames ← Videos from the public database Xiph.org
Step 2: Resize original frames (Ex. 512 x 512)
Step 3: Down-sample frames to the 1/4 th of the original frames (Ex. 128 x 128)
Step 4: Add Noise 'N' to the frames. (For analysis different noise levels are added.)
Step 5: Save low-resolution frames
END

Fig. 3. Frame degradation pseudocode.

These LR frames are used as input in the upgradation process.

B. Upgradation Process:

The use of the wavelet transform is the frequency domain filtering of an input image, without any other noise removal technique. If only wavelet domain filtering is applied then it affects the output. This effect is analyzed for frame or image quality enhancement. The SR area has attracted the attention of researchers, as it enables the use of conventional image acquisition systems as it is with some post-processing. It reduces the cost of exchange of traditional systems by new technology. The simple and general steps involved in the super-resolution process are shown in Figure 4.

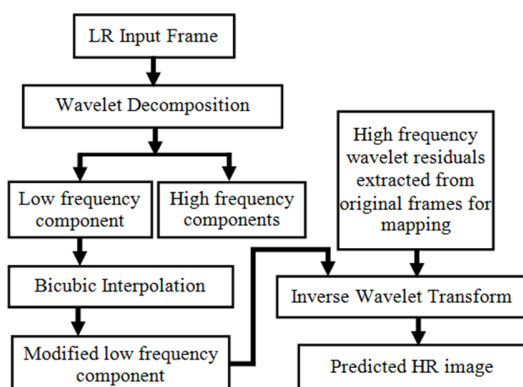


Fig. 4. SR of input LR video frames.

The steps involved in the upgradation process are shown in the pseudocode of Figure 5.

Pseudo Code for Frame Upgradation
INPUT: Degraded Frame
OUTPUT: Super resolved Frame
START:
Step 1: Take I _{lr} as an input low-resolution frame and I _{hr} as a high-resolution frame for comparison
Step 2: Convert I _{lr} and I _{hr} to compatible the data type for processing and represent it as I _{LR} and I _{HR} respectively
Step 3: Extract approximate coefficient (a) from LR frame and high frequency residues (horizontal (H), vertical(V), diagonal (D)) from I _{HR} by applying DWT.
Step 4: Interpolate approximate or low frequency component of I _{LR} bicubically to the same size as of H, V, D and consider it as an approximation coefficient and denoted as A'
Step 5: Take inverse transform of A', H, V, D and display it as predicted HR
Step 6: Check visual quality by applying video quality measurement parameters for comparing original and predicted HR
END

Fig. 5. Frame upgradation pseudocode.

IV. VIDEO QUALITY MEASUREMENT PARAMETERS

A. Peak Signal to Noise Ratio (PSNR)

The PSNR is a measure of the fraction among the highest signal power and the distortion of the noise that alters the superiority of its interpretation. Since maximum signals include a vast range of intensity, the PSNR is typically articulated in the logarithmic scale, whereas Mean Square Error (MSE) is offered by:

$$MSE = \frac{1}{mn} \sum_{i=0}^{m-1} \sum_{j=0}^{n-1} [x(i, j) - y(i, j)]^2 \quad (3)$$

$$PSNR = 20 \log_{10} \left(\frac{MAX_x}{\sqrt{MSE}} \right) \quad (4)$$

where x represents the original image or frame, y denotes the matrix data of the corrupted image or frame, m gives the number of the pixel lines of the images, and n signifies the number of columns in the pixel image [1].

B. Structural Similarity (SSIM)

Parameters like luminance, contrast, and structure are important to check the similarity between the original and super-resolved frames. Collecting all these terms together we get the Structural Similarity (SSIM) Index [16, 20]. If the measurement of similarity is considered between images or frames x and y with the same size then the equation for SSIM will be:

$$SSIM = \frac{(2\mu_x \mu_y + c_1)(2\sigma_{xy} + c_2)}{(\mu_x^2 + \mu_y^2 + c_1)(\sigma_x^2 + \sigma_y^2 + c_2)} \quad (5)$$

where, μ_x and μ_y are the averages of x and y, σ_x^2 and σ_y^2 are variances of x and y, and σ_{xy} is the covariance of x and y. c_1 and c_2 are constants [1].

V. EXPERIMENTAL RESULTS AND DISCUSSION

The projected SR method based on the wavelet domain is verified on renowned noncopyrighted videos. The reason behind considering these videos is that they represent an easy

way to assess the functioning of our technique with other state of the art algorithms which have already taken these videos as input. The results disclosed here are on the "Foreman" video. The video collections were extracted from an open database from Xiph.org [23] which contains non-copyrighted and copyrighted type videos (to avoid copyright issues, the authors of the current paper considered only non-copyrighted videos). The frames were separated for further processing. The original high-resolution video was resized to 512×512 pixels. Grounded on the observation prototype, the entered LR frames had dimensions of 128×128 pixels after down-sampling and were more degraded by the addition of different noise levels. The noise used to degrade frames was Gaussian noise with specific SNR. The aimed algorithm was executed in MATLAB (R2018b). The results and analysis are divided into three parts are explained below:

- Comparison of the proposed algorithm with existing techniques.
- Analysis of the planned algorithm with diverse noise levels.
- Analysis of the projected algorithm with different wavelet functions.

A. Comparison of the Proposed Algorithm with Existing Techniques

The evaluation of the average values of PSNR and SSIM results for the proposed method and other techniques is shown in Table I. The values from the Table itself declare the prominence of the proposed algorithm. The most important characteristic is the simplicity, when considering its efficiency. The algorithms used for comparison have many pre-processing and hybrid approaches which makes them more complex than the proposed algorithm. The reason behind this elevated performance is that the DWT-centered SR algorithms are further useful to regain the high-level frequency particulars of the specific degraded frames. The real borders are appropriately maintained and noise is eliminated by filtering purposes. For the "Foreman" frames, even though the PSNR and SSIM results attained by the proposed method are greater than the other methods', the performance gain can be boosted by adding other edge preservation and direct mapping techniques. Figure 6 shows the behavior of SR methods concerning the average PSNR and SSIM values. The most important quality metrics, i.e. SSIM, have shown a substantial increase by the proposed algorithm.

TABLE I. COMPARATIVE ANALYSIS OF THE PROPOSED ALGORITHM WITH EXISTING METHODS

Method	Nearest	Bicubic	NEDI [11]	DWT-diff [18]	DWT-SWT [19]	SRDWT [16]	Proposed
Avg. PSNR	20.89	22.02	21.19	18.97	19.83	23.88	24.9
Avg. SSIM	0.61	0.7	0.7	0.47	0.50	0.84	0.897

B. Analysis of the Proposed Algorithm with Diverse Noise Levels

The robustness of the proposed algorithm is validated with different noise levels, varying from 50dB to 25dB with a step

of 5dB. The sampled noisy frames of the "Foreman" video are shown in Figure 8. The frames were already down-sampled by a scale of 1/4th to the original. The db1 wavelet function was used.

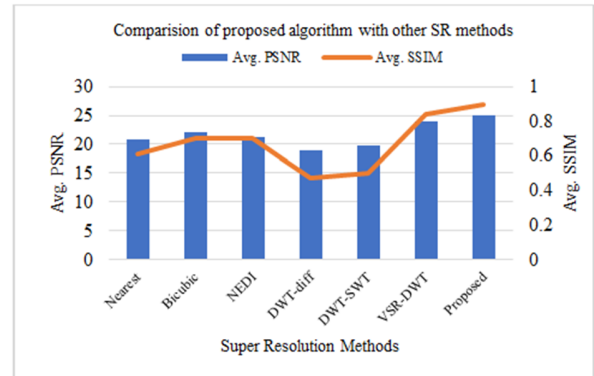


Fig. 6. Comparative analysis of the proposed algorithm with other SR methods.

TABLE II. RESULTS FOR DIFFERENT NOISE LEVELS

Noise in dB	50	45	40	35	30	25
Avg. PSNR	25.01	25.01	25	24.98	24.9	24.68
Avg. SSIM	0.9067	0.9064	0.9057	0.9036	0.8970	0.8774

The average PSNR and average SSIM values after upgrading the quality are shown in Table II. Figure 7 shows the graph for quality metrics with different noise levels. It can be seen that the proposed algorithm gives better results in a variety of noise levels. The PSNR values are not affected much but the SSIM values have significantly decreased. This can be concluded as the addition of noise significantly affect structural similarities.

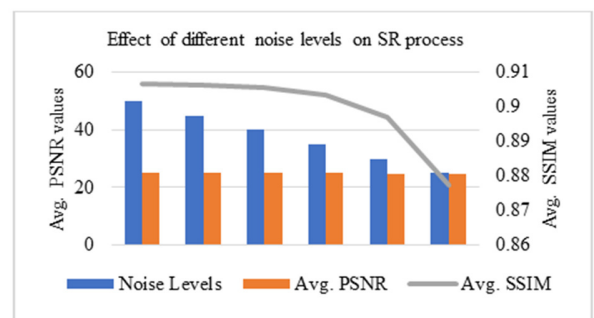


Fig. 7. Effect of different noise levels on super-resolution process.

C. Analysis of the Proposed Algorithm with Different Wavelet Functions

The literature provides different wavelet functions which have been tried with varying results. To check and analyze the variation in the efficiency of the proposed algorithm according to the wavelet function, all the parameters were kept stable and the noise level at 30dB. In the literature, the Daubechies family is explored in the super-resolution process, but not all functions are used except db2, db7/9 which are having wide applicability. This paper utilized db1, db2, db7, and db9 wavelet functions

for the proposed algorithm. The results are tabulated in Table III. Figure 8 shows the graph for the proposed algorithm using different wavelet functions.

TABLE III. ANALYSIS OF THE PROPOSED ALGORITHM WITH DIFFERENT WAVELET FUNCTIONS

Wavelet function	db1	db2	db7	db9
Avg. PSNR	24.9	21.79	14.18	13.58
Avg. SSIM	0.897	0.8582	0.6774	0.6455

The db1/Haar function gives the most promising results due to its component reconstruction capability. Many researchers prefer db2 for decomposition and reconstruction purposes, but in this case, db1 provides more efficacy in reconstruction while being simpler than the db2.

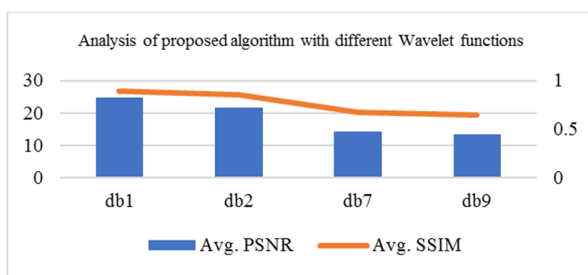


Fig. 8. Effect of different wavelet functions on the SR process.

The surveyed recent papers show that there is still a scope for efficiency improvement in object detection areas like face [21] and logo [22] recognition. The decision of recognition is based on the processes applied to the input data. But input pictures with low quality increase the complications in the final decision making. To avoid such circumstances, quality details in the input data are needed. This mends the interest in the SR area.

VI. CONCLUSION

The current paper explored a simple algorithm for the analysis of the effect of wavelet domain filtering in visual quality upgradation of low or degraded videos. This technique is based on wavelet residual mapping and interpolation. The robustness of the wavelet filtering approach is investigated for different noise levels and different wavelet functions and it can be said that the proposed algorithm surpasses the other popular methods from the same domain. Simplicity and efficiency are the two main advantages of the proposed algorithm. The purpose behind developing this algorithm is to reduce the complexity. As the mapping of low-frequency information with wavelet residues gives promising results, the embedding of the wavelet domain with neural networks for learning this SR mapping will hopefully succeed.

REFERENCES

[1] M. V. Daithankar and S. D. Ruikar, "Video Super Resolution: A Review," in *ICDSMLA 2019*, Singapore, Asia, 2020, pp. 488–495, https://doi.org/10.1007/978-981-15-1420-3_51.

[2] M. V. Daithankar and S. D. Ruikar, "Video Super Resolution by Neural Network: A Theoretical Aspect," *Journal of Computational and Theoretical Nanoscience*, vol. 17, no. 9–10, pp. 4202–4206, Jul. 2020, <https://doi.org/10.1166/jctn.2020.9045>.

[3] G. Pandey and U. Ghanekar, "A compendious study of super-resolution techniques by single image," *Optik*, vol. 166, pp. 147–160, Aug. 2018, <https://doi.org/10.1016/j.ijleo.2018.03.103>.

[4] L. Yue, H. Shen, J. Li, Q. Yuan, H. Zhang, and L. Zhang, "Image super-resolution: The techniques, applications, and future," *Signal Processing*, vol. 128, pp. 389–408, Nov. 2016, <https://doi.org/10.1016/j.sigpro.2016.05.002>.

[5] D. Thapa, K. Raahemifar, W. R. Bobier, and V. Lakshminarayanan, "A performance comparison among different super-resolution techniques," *Computers & Electrical Engineering*, vol. 54, pp. 313–329, Aug. 2016, <https://doi.org/10.1016/j.compeleceng.2015.09.011>.

[6] J. Tian and K.-K. Ma, "A survey on super-resolution imaging," *Signal, Image and Video Processing*, vol. 5, no. 3, pp. 329–342, Sep. 2011, <https://doi.org/10.1007/s11760-010-0204-6>.

[7] R. Y. Tsai, "Multiframe image restoration and registration," *Advances in Computer Vision and Image Processing*, vol. 11, no. 2, pp. 317–339, 1984.

[8] S. P. Kim, N. K. Bose, and H. M. Valenzuela, "Recursive reconstruction of high resolution image from noisy undersampled multiframes," *IEEE Transactions on Acoustics, Speech, and Signal Processing*, vol. 38, no. 6, pp. 1013–1027, Jun. 1990, <https://doi.org/10.1109/29.56062>.

[9] S. Rhee and M. G. Kang, "DCT-based regularized algorithm for high-resolution image reconstruction," in *International Conference on Image Processing*, Kobe, Japan, Oct. 1999, vol. 3, pp. 184–187 vol.3, <https://doi.org/10.1109/ICIP.1999.817096>.

[10] X. Zhang and Y. Liu, "A Computationally Efficient Super-Resolution Reconstruction Algorithm Based On The Hybrid Interpolation," *Journal of Computers*, vol. 5, no. 6, pp. 885–892, 2010.

[11] X. Li and M. T. Orchard, "New edge-directed interpolation," *IEEE Transactions on Image Processing*, vol. 10, no. 10, pp. 1521–1527, Oct. 2001, <https://doi.org/10.1109/83.951537>.

[12] L. Zhang and X. Wu, "An edge-guided image interpolation algorithm via directional filtering and data fusion," *IEEE Transactions on Image Processing*, vol. 15, no. 8, pp. 2226–2238, Aug. 2006, <https://doi.org/10.1109/TIP.2006.877407>.

[13] H. Ji and C. Fermuller, "Robust Wavelet-Based Super-Resolution Reconstruction: Theory and Algorithm," *IEEE Transactions on Pattern Analysis and Machine Intelligence*, vol. 31, no. 4, pp. 649–660, Apr. 2009, <https://doi.org/10.1109/TPAMI.2008.103>.

[14] A. Muthukrishnan, J. Charles Rajesh Kumar, D. Vinod Kumar, and M. Kanagaraj, "Internet of image things-discrete wavelet transform and Gabor wavelet transform based image enhancement resolution technique for IoT satellite applications," *Cognitive Systems Research*, vol. 57, pp. 46–53, Oct. 2019, <https://doi.org/10.1016/j.cogsys.2018.10.010>.

[15] S. Izadpanahi and H. Demirel, "Motion based video super resolution using edge directed interpolation and complex wavelet transform," *Signal Processing*, vol. 93, no. 7, pp. 2076–2086, Jul. 2013, <https://doi.org/10.1016/j.sigpro.2013.01.006>.

[16] W. Witwit, Y. Zhao, K. Jenkins, and S. Addepalli, "Global motion based video super-resolution reconstruction using discrete wavelet transform," *Multimedia Tools and Applications*, vol. 77, no. 20, pp. 27641–27660, Oct. 2018, <https://doi.org/10.1007/s11042-018-5941-5>.

[17] A. Temizel, "Image Resolution Enhancement using Wavelet Domain Hidden Markov Tree and Coefficient Sign Estimation," in *IEEE International Conference on Image Processing*, San Antonio, TX, USA, Oct. 2007, vol. 5, pp. V-381–V-384, <https://doi.org/10.1109/ICIP.2007.4379845>.

[18] H. Demirel and G. Anbarjafari, "Discrete Wavelet Transform-Based Satellite Image Resolution Enhancement," *IEEE Transactions on Geoscience and Remote Sensing*, vol. 49, no. 6, pp. 1997–2004, Jun. 2011, <https://doi.org/10.1109/TGRS.2010.2100401>.

[19] H. Demirel and G. Anbarjafari, "IMAGE Resolution Enhancement by Using Discrete and Stationary Wavelet Decomposition," *IEEE Transactions on Image Processing*, vol. 20, no. 5, pp. 1458–1460, May 2011, <https://doi.org/10.1109/TIP.2010.2087767>.

[20] Z. Wang, A. C. Bovik, H. R. Sheikh, and E. P. Simoncelli, "Image quality assessment: from error visibility to structural similarity," *IEEE*

- Transactions on Image Processing*, vol. 13, no. 4, pp. 600–612, Apr. 2004, <https://doi.org/10.1109/TIP.2003.819861>.
- [21] Y. Said, M. Barr, and H. E. Ahmed, "Design of a Face Recognition System based on Convolutional Neural Network (CNN)," *Engineering, Technology & Applied Science Research*, vol. 10, no. 3, pp. 5608–5612, Jun. 2020, <https://doi.org/10.48084/etasr.3490>.
- [22] A. Alsheikhy, Y. Said, and M. Barr, "Logo Recognition with the Use of Deep Convolutional Neural Networks," *Engineering, Technology & Applied Science Research*, vol. 10, no. 5, pp. 6191–6194, Oct. 2020, <https://doi.org/10.48084/etasr.3734>.
- [23] "Xiph.org: Derf's Test Media Collection." <https://media.xiph.org/video/derf/> (accessed Aug. 02, 2021).

AUTHORS PROFILE



Mrunmayee V. Daithankar is working as a Senior Research Fellow by attaining the National Doctoral Fellowship promoted by the All India Council of Technical Education (AICTE), Delhi. She is carrying out her research in Electronics Engineering at Walchand College of Engineering Sangli, Maharashtra (India), under the guidance of Dr. Sachin D. Ruikar. Her research interests lie in the areas of image/video processing and neural networks. Before joining the fellowship, she worked as an Assistant Professor for three and a half years in Sinhgad Institute's College of Engineering, Pandharpur. She has completed her graduation in Electronics and Telecommunication Engineering from SVERI's C.O.E, Pandharpur, in 2011. In 2014, she received her postgraduate degree in Electronics Engineering from Sinhgad Institute's C.O.E, Pandharpur, affiliated to Solapur University, Solapur.



Sachin D. Ruikar has received a graduate degree in Electronics and Telecommunication from the Government Engineering College, Aurangabad, under the aegis of Dr. B. A. M. U. Aurangabad, in 1998. He has received the postgraduate degree in Electronics and Telecommunication Engineering from Government Engineering College, Pune University, India in 2002. He has completed his Ph.D. in the Electronics under Shri Guru Gobind Singh Institute of Engineering Technology, SRTMU Nanded, in 2013. Presently, he is working as an Associate Professor in Electronics Engineering at Walchand College of Engineering, Sangli, Maharashtra. His research interests include image denoising with wavelet transforms, image fusion, image painting and image superresolution.